



Water Temperature Controllers 90°C Type 95E 6/9 S4, 95E 6/18 IE, 95E 9/45E

**INDUSTRY 4.0**

The new 95E Water product line from SISE offers a large range of cooling capacity, in addition to heating power and flow.

The method of construction offers many possibilities due to various options. Adapted to all processes and tools, this new generation profits from SISE's experience for a large portion of market applications

SISE also manufactures for custom applications thanks to a competent team. Diverse projects throughout the world confirms know-how that is recognized in plastics and composites for close to 50 years !




PLASTICS TECHNOLOGY UNDER CONTROL



95E6-9S4

- The compact thermolators in the 95E Water product line were designed by SISE starting with quality components. In addition to optimal insulation, they are equipped with static relay, a submersible peripheral 60L/min pump, direct controller, high performing valves, and sieve filter. Available in 6 or 9 KW, they offer simplicity in the daily use. **2 year Warranty.**




95E6-18IE3

- The thermolators in the 95E6-18IE product line offer a large number of options. They propose 2 types of submersible peripheral pumps 60 L/min and 70L/min. With a 16L larger tank volume, they respond to a various number of applications. Heating power goes from 6kW to 18 kW and cooling power available from 30kW to 100kW providing wide flexibility for use. With more than 15 options including reinforced cooling, machine communication (RS485 / TTY / Modbus / Profibus / SPI, ...), and flowmeter, the system is ideal for your workshops. **2 year Warranty.**



95E9-45E

- The new 95 E9-45E is a modular system with heating power from 9kW to 45kW, with 4 available pumps of 140 L/Min, 200 L/Min and 400 L/Min. Heat Plate exchangers of 60kW and 180kW help improve cycle time (cooling). The standard static relay results in more precise temperature control. The two heating stages available above 27kW adapt the heating time for their users, which can reduce electric consumption. With 34L tank, it is compatible with applications in injection molding, extrusion, blow molding, and calendering. Finally choosing 1st rate components is an advantage for these systems of added durability and quality for production. Accessibility and simple assembly provide for easy maintenance. **2 year Warranty.**





TECHNICAL FEATURES WATER TEMPERATURE CONTROLLER

MODEL	95E 6/9 S4		95E 6/9/12/15/18 IE3					95E 9/18/27/36/45 E				
Maximum Temperature °C	90											
Heating Capacity (kW)	6	9	6	9	12	15	18	9	18	27	36	45
Heating Stages	1		1					1		2		
Pump Type	Peripheral submersible		Peripheral submersible					Peripheral*/Centrifugal submersible				
Maximum Flow L/Min	60		60 or 70					200* - 140 - 200 - 400				
Maximum Pressure (bar)	3,5		3,5 or 6					5* - 5,3 - 7,2 - 4,5				
Cooling Technology	Coil		Coil					Heat Plate exchanger 60 kW				
Cooling Power (kW) (Water 10°C - Maximum Process Temperature)	25		30					60				
Suction/ Anti-Leak function	Yes		Yes					OK for pump 130 L/Min				
Filling	Automatic											
Filling Volume (L)	8,2		15,5					34				
Expansion Volume (L)	2,2		7,4					10				
Process inlet / outlet	¾"		¾"					1"¼				
Control and Regulation	MicroP - Self-Tuning											
Voltage	400V - 3Ph. + T - 50Hz											
Dimensions (mm) :												
Depth	542		811					1150				
Width	270		328					446				
Height	498		540					976				
Weight kg (empty)	26		53					From 110 to 150 kg depending on pump size				

*Peripheral submersible pump

OPTIONS

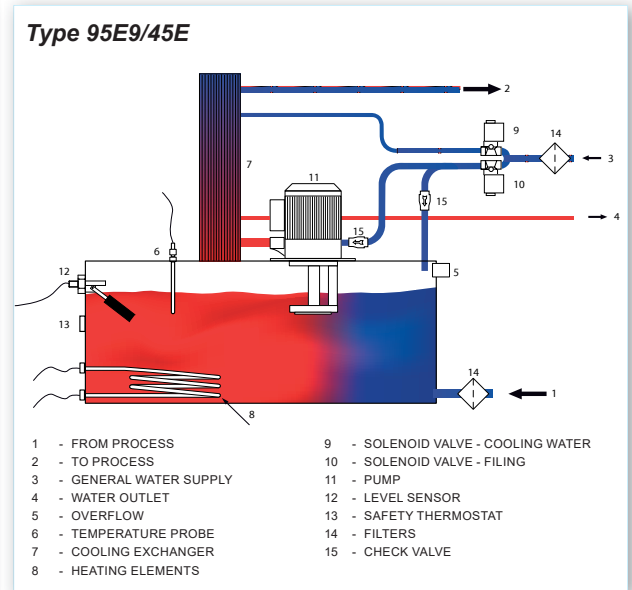
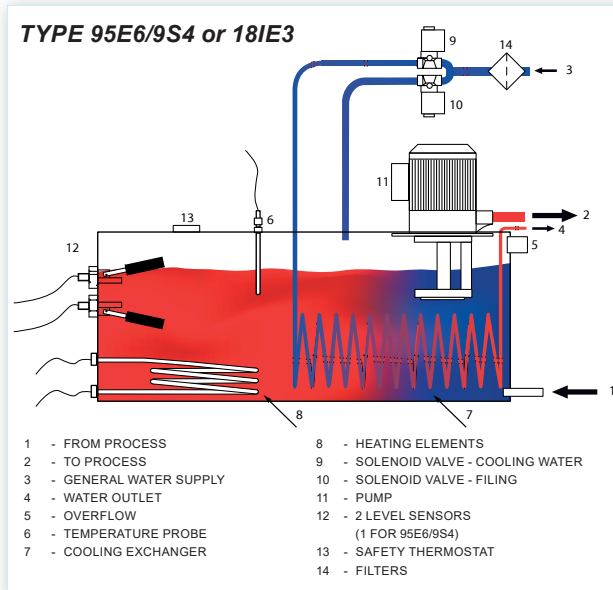
MODEL	95E 6/9 S4		95E 6/9/12/15/18 IE3					95E 9/18/27/36/45 E				
PROCESS												
Solid State Relays	●		●					●				
Pressure gauge	○		●					●				
Flowmeter	○		○					○				
Manual Filling	○		○					○				
Plate heat exchanger (kW)	60		60 or 100					100 or 180				
Remote Temperature Sensor	-		○					○				
Pseudo-Cascade Control	-		○					○				
Manual / Automatic By-Pass	-		○					○				
(Air Pressure) Mold Cleaning	-		○					○				
Direct cooling	-		○					○				
COMMUNICATION												
Remote Alarm	○		○					●				
Communication RS 485 / TTY / Modbus Profibus / SPI ...	○		○					○				
Remote Set Point & Copy Process T°C	○		○					○				
Remote Control	-		○					○				
AUXILIARY EQUIPMENT												
Manifold Multi - Inlets / Outlets	○		○					○				
LED Alarm Tower	-		○					○				
VARIOUS												
Lateral door color	○		○					○				
230V/440V/480V - 3Ph. + T - 60Hz	-		○					○				

● = Standard ○ = option - = not available

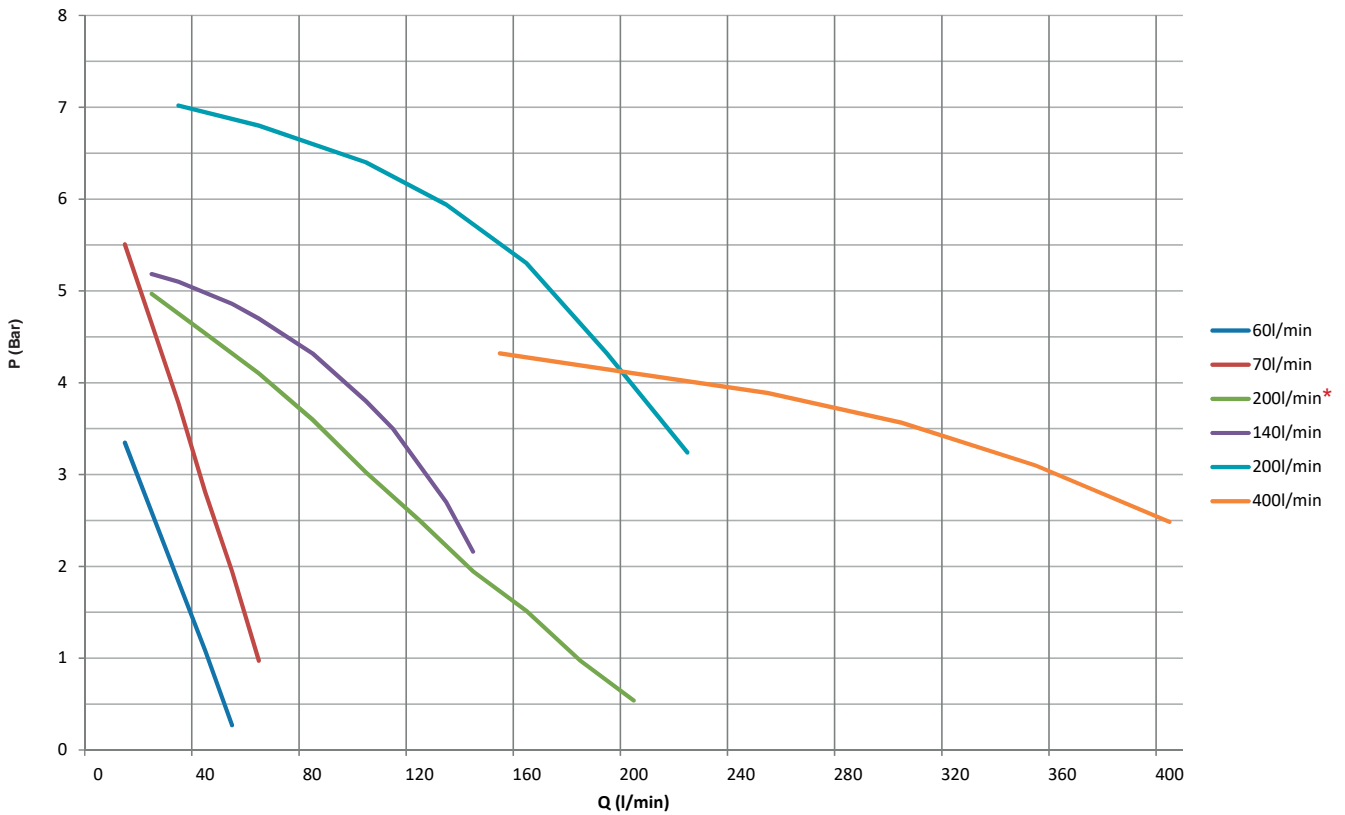




HYDRAULIC CIRCUIT :



PUMP PERFORMANCE :



* Peripheral submersible pump

SISE takes part regularly in training, assistance with start-up, or for existing installations

